

The YEOMEN of The GUARD

OBOE

ARTHUR SULLIVAN

OVERTURE

All^o brillante e maestoso

Tr *tr*
ff

First musical staff with treble clef, key signature of two flats, and common time. It begins with a trill and a fortissimo dynamic.

Second musical staff continuing the melody.

Third musical staff featuring a triplet of eighth notes.

Fourth musical staff with a first ending bracket labeled 'A'.

Fifth musical staff with a solo section marked 'Solo' and a piano dynamic.

Sixth musical staff with a section marked 'B' and a dolce dynamic.

Seventh musical staff with a section marked 'C'.

Eighth musical staff with a section marked 'D', starting with a forte dynamic and a crescendo.

Ninth musical staff with a fortissimo dynamic and a first ending bracket.

Solo
p
tr

cresc.
f
 2 E 4

Soli
 5 7 G H I

Solo
f
f
p
 2

p
 J

K

f

Nº 1 INTRODUCTION & SONG

This number also in alternative key of D \flat on page 4

Allegretto non troppo

N°1. INTRODUCTION & SONG

Alternative key

Allegretto non troppo

8 *f*

A 10 2 Voice

3 *Solo* *p* 3

B 12 C 3 7

Solo *f*

lies hidden Ah me!

Warning: *I used to pretend I liked them.*
 Cue: *delicate organization of the human interior.*

N° 2

All° Vivace

f 1 1

A

10 Voice B 17 2. Fl. a T' 6 C Voice 14

D 6 2. Fl. Oboe p

E 5 f

F f

G



Warning: *Silence you silly girl —*

Cue: — *as my own right hand.*

N°3. SONG & CHORUS

All^{mo} mod^{to} maestoso

Encore



Warning: *And take my blessing too —*

Cue: *lest it take cold and die.*

N°4. TRIO

Allegretto un poco agitato



Staff 1: Musical notation with dynamic markings *p* and *f*. Includes a measure with a cross symbol 'x' and a section labeled 'A'.

Staff 2: Musical notation with measure numbers 17 and 18. Includes a section labeled 'B Encore C' and a 'Solo' marking.

Staff 3: Musical notation with a section labeled 'D'.

Staff 4: Musical notation with a cross symbol 'x' and a measure with the number '2'.

Staff 5: Musical notation with 'Poco Rall.' and 'Solo' markings. Includes a section labeled 'E' and a measure with the number '7'. Dynamic marking *p*.

Staff 6: Musical notation with a section labeled 'F' and dynamic marking *pp*. Includes measures with fingerings '1' and '2'.

Staff 7: Musical notation with fingerings 3, 1, 2, 3, 4, 1, 2.

Staff 8: Musical notation with fingerings 3, 4, 5, 6, 7, 8. Ends with 'dim.'.

Staff 9: Musical notation with 'Poco Rall.' and 'Silent' markings. Includes measures with fingerings '1' and '12'.


Warning: *I am ready, good fellows*

Cue: *Well the task should be easy.*

N°6. CHORUS

All^o con brio

Viola




Warning: *Or we can dance you saraband*

Cue: *ALL. Aye, the merryman and his maid!*

N° 7

All^o con brio



pp

2 2 16

pp

2 2 4 D 16 E *pp*

p

3 *pp* F

10 G *pp*

cresc.

piu f

ff

Warning: *An hundred crowns*

Cue: *It is for Elsie to speak.*

N°8. TRIO

All^o Vivace

Fl.

Oboe

16

A

12

Voice

Musical staff 1: Oboe part, measures 1-16. Includes dynamic markings and rehearsal marks A and B.

Solo

B

3

Musical staff 2: Oboe part, measures 17-20. Includes dynamic marking *p* and rehearsal mark B.

C

8

Musical staff 3: Oboe part, measures 21-28. Includes dynamic marking *p* and rehearsal mark C.

Solo

D

9

Musical staff 4: Oboe part, measures 29-36. Includes dynamic marking *p* and rehearsal mark D.

4

7

Musical staff 5: Oboe part, measures 37-43. Includes dynamic marking *p* and rehearsal mark E.

E

3

p

Musical staff 6: Oboe part, measures 44-50. Includes dynamic marking *p* and rehearsal mark E.

F

f

Musical staff 7: Oboe part, measures 51-57. Includes dynamic marking *f* and rehearsal mark F.

Musical staff 8: Oboe part, measures 58-64. Includes dynamic marking *f* and rehearsal mark F.

Musical staff 9: Oboe part, measures 65-71. Includes dynamic marking *f* and rehearsal mark F.

Plu^oto^og

6

17

Musical staff 10: Oboe part, measures 72-78. Includes dynamic marking *f* and rehearsal mark G.

Warning: *Marry sir, I have a pretty wit.*

Cue: *Oh sir, a pretty wit, I warrant you-a pretty, pretty wit!*

N° 9 SONG

Allegretto
Bass Oboe

f

tr *f*

tr *f*

Allegretto non troppo Vivace
Encore

f

p *sf* *p*

sf *p*

Warning: — *is like an overwound clock ?*

Cue: — *my best conundrum wasted!*

N° 10. RECIT & SONG

Moderato Recit T^{mo} 12

p *dim.*

to-day he dies. To-day. Alas! he

All^o un poco agitato

N^o 11. TACET

Warning: — my brave son, Leonard Meryll
 Cue: — put a bold face on it, for they come

N^o 12. FINALE ACT I

All^o maestoso

B Violins

come to join the lower Warders

Solo

Solo

True modesty will there a -

Andante Allegretto

2 Voice

- bound

E

F

f

Allegro

sempre f

Recit *a T^o*

Leonard I beg your pardon.

f

G a T^o 16

Dont you know me I'm little Phœbe Phœbe, is this Sister

p

H 4

Phœbe! Oh, my brother

pp

J 17

Good sir, we are be-trothed

p

Moderato 4 7

But rather less than more

p

K 5 Solo

then at hand to take these fa-vours from her

p

All^o non troppo 18 L

Voice

Oboe

She shall not quit thy sight

tr

tr
p

ff

1. 2. *f* M

my word I ne - ver break I

Un poco più lento
2 6

free - ly grant that boon From two to evening meal From

Più animato *tr* *tr*

ff

Andante 1 5 N 16 O *p*

2 P 7

p

cresc. *ff* *dim.*

ff All^o agitato

p Q R 4

f

f S

p 3

f T 2

f my Lord. I did not set him free. *f*

p U Solo

p 1 V 4

Musical staff 1: Treble clef, key signature of one sharp (F#). The staff begins with a dynamic marking of *p* (piano). The music consists of a series of eighth and sixteenth notes, some beamed together, leading to a final measure with a fermata over a whole note.

Musical staff 2: Treble clef. The tempo marking *All^o Vivace* is placed above the staff. The dynamic marking *ff* (fortissimo) is placed below the staff. The music features a steady eighth-note pattern.

Musical staff 3: Treble clef. The music continues with eighth-note patterns. A dynamic marking of *sf* (sforzando) is placed below the staff.

Musical staff 4: Treble clef. A large letter *W* is placed above the staff. The music continues with eighth-note patterns.

Musical staff 5: Treble clef. The music continues with eighth-note patterns and some longer note values.

Musical staff 6: Treble clef. The music features a series of triplets, indicated by a large *X* above the staff and a '3' over each group of notes.

Musical staff 7: Treble clef. The music continues with eighth-note patterns and some longer note values.

Musical staff 8: Treble clef. The music continues with eighth-note patterns and some longer note values.

Musical staff 9: Treble clef. The music continues with eighth-note patterns and some longer note values.

Musical staff 10: Treble clef. The music continues with eighth-note patterns and some longer note values.

Musical staff 11: Treble clef. The music concludes with a few final notes and a fermata over a whole note.

ACT II

N° 1. CHORUS

Andante non troppo lento

The musical score is written for Oboe and consists of ten staves. The key signature is one sharp (F#), and the time signature is 3/4. The tempo is marked "Andante non troppo lento".

The score is divided into sections labeled A through G:

- Staff 1:** Starts with a treble clef, a key signature of one sharp, and a 3/4 time signature. It begins with a quarter rest followed by a quarter note G4, then a half note A4, and continues with a melodic line. A trill is marked above the first measure.
- Staff 2:** Continues the melodic line. A trill is marked above the first measure. Dynamics include *p* and *f*. Section A is marked above the staff.
- Staff 3:** Continues the melodic line. Dynamics include *p*. Sections B and C are marked above the staff.
- Staff 4:** Continues the melodic line. Dynamics include *f*. Section D is marked above the staff.
- Staff 5:** Continues the melodic line. Dynamics include *f*. Section E is marked above the staff.
- Staff 6:** Continues the melodic line. Dynamics include *f*. Section F is marked above the staff.
- Staff 7:** Continues the melodic line. Dynamics include *f*. Section G is marked above the staff.
- Staff 8:** Continues the melodic line. Dynamics include *f*. Section G is marked above the staff.
- Staff 9:** Continues the melodic line. Dynamics include *f*. Section G is marked above the staff.
- Staff 10:** Continues the melodic line. Dynamics include *f*. Section G is marked above the staff.

Additional markings include accents, slurs, and a *cresc.* marking on the eighth staff.

ning: — seeing that thou art one.

Attend, and I will prove it to thee!

N° 2. SONG

All^o Vivace

Encore

2

Musical staff 1 for N° 2. SONG. Treble clef, 2/4 time signature. Starts with a forte (*f*) dynamic. The melody consists of quarter and eighth notes.

Musical staff 2 for N° 2. SONG. Treble clef, 2/4 time signature. Starts with a repeat sign and a measure rest of 18. Ends with a *Solo* marking and a piano (*p*) dynamic.

Musical staff 3 for N° 2. SONG. Treble clef, 2/4 time signature. Features first and second endings marked "1. 2." and "last time".

Musical staff 4 for N° 2. SONG. Treble clef, 2/4 time signature. Continues the melody with forte (*f*) dynamics.

arning: Now what sayest thou?

ie: — and I say yes, it is a bargain.

N° 3. DUET

All^o Vivace

Musical staff 1 for N° 3. DUET. Treble clef, 3/8 time signature. Starts with a forte (*f*) dynamic. Ends with a repeat sign and the instruction "for Encore".

Musical staff 2 for N° 3. DUET. Treble clef, 3/8 time signature. Starts with a piano (*p*) dynamic. Includes a trill (*tr*) marking.

Musical staff 3 for N° 3. DUET. Treble clef, 3/8 time signature. Features a triplet of eighth notes.

Musical staff 4 for N° 3. DUET. Treble clef, 3/8 time signature. Starts with a measure rest of 2.

Musical staff 5 for N° 3. DUET. Treble clef, 3/8 time signature. Features a circled "ENCORE" marking and a forte (*f*) dynamic.

Musical staff 6 for N° 3. DUET. Treble clef, 3/8 time signature. Starts with a piano (*p*) dynamic. Includes a trill (*tr*) marking and a repeat sign.

For Encore play from & back to

N° 4. TACET

Warning: — who had but an hour to live

Cue: Aye I know one of them.

N°5. QUARTETT

Allegretto

Encore 2nd Verse

Solo
p

17

1.

2.

p

Rall.

2 1

Warning: unworthy thy great and brave heart

Cue: I spake but to try thee (shot fired)

N° 6

All^o con fuoco

f

Recit

3 4 a T^o 3 A

that Sir? what can it mean? *f*

12 B 5 Recit All^o con brio

my Lord, twas he, to rashly judge for- - bear *f*

9 C 7

f

D

f

9 E 3


p *f*

Warning: — quip you, crank you, wrack you, riddle you.

Cue: — be studied gravely and conscientiously.

Nº7. TRIO

Allegretto grazioso




Warning: — thou art overpaying thyself !

Cue: Go thou and apply it elsewhere:

Nº8 QUARTETT

Allegretto grazioso



1 C 1- Solo *p*

4 D 5 Solo *p*

4 E 13 Solo *p* were

1 *p*

Warning: *The price of thy silence is —*
 Cue: *Is it!*

N°9. DUET

All° Vivace

f 15

A 4 Solo *p*

4 B 12 C 8 *cresc.*

f D *p*

E 4

cresc.

f

ff

SEGUE

N° 10. FINALE ACT 2

Andante grazioso

p

p

cresc

f

Rall.

Moderato marziale

ff

Thy husband lives

Un poco meno mosso
e agitato

cresc. **f**

E

F a T° **3**

G Andante Recit **5**

A suppliant at thy feet I fall, thine heart will

yield to pity's call mine is a heart of massive rock. un -

Andante espress e con moto

- moved by sentimental shock **f**

Solo **p** **H**

cresc.

All° Vivace e
Un poco più vivo con fuoco

f *dim.* **ff** **ff**

K

Rall.

L Anmato

ff

M

Recit 3

N

a T^m

3

14

pp

0

5

cresc

6

P

12

Q

piuf

R Anmato

ff